

Scaled data based on original data using
LM-79-08 Approved Method: Electrical and Photometric Measurements of Solid-
State Lighting Products

Test Report Prepared for
Cooper Lighting Solutions
(formerly Eaton)

Brand: STREETWORKS

Report Number: P572943

Luminaire Tested: **ARCH-S-PA2-130-827-U-T2U-HSS**

Issue Date: 10/13/2021

Test Information

Test Method: LM-79-08
Report Number: P572943
TEST IS SCALED FROM IESNA LM-79-08 TEST DATA (G3-2108-332-16)
Test Lab: INNOVATION CENTER
Issue Date: 10/13/2021
Manufacturer: COOPER LIGHTING SOLUTIONS (FORMERLY EATON)
Product Line: STREETWORKS
Catalog Number: ARCH-S-PA2-130-827-U-T2U-HSS
Description: ARCHEON ROADWAY AND AREA LUMINAIRE
(2) 80 CRI, 2700K, 1295mA LIGHTSQUARES WITH 16 LEDS EACH AND TYPE II U OPTICS WITH HOUSE SIDE SHIELD
Light Source: -
Ballast/Driver: ELECTRONIC DRIVER

Summary

Lumens per Lamp: N/A
Luminaire Lumens: 8187 lumens
Efficiency: N/A
Efficacy: 62.2 lumens/watt
Luminous Opening: Rectangular (W 0.5' x L: 1' x H: 0')
IES Classification: Type II - Short
BUG Rating: B1 - U0 - G1

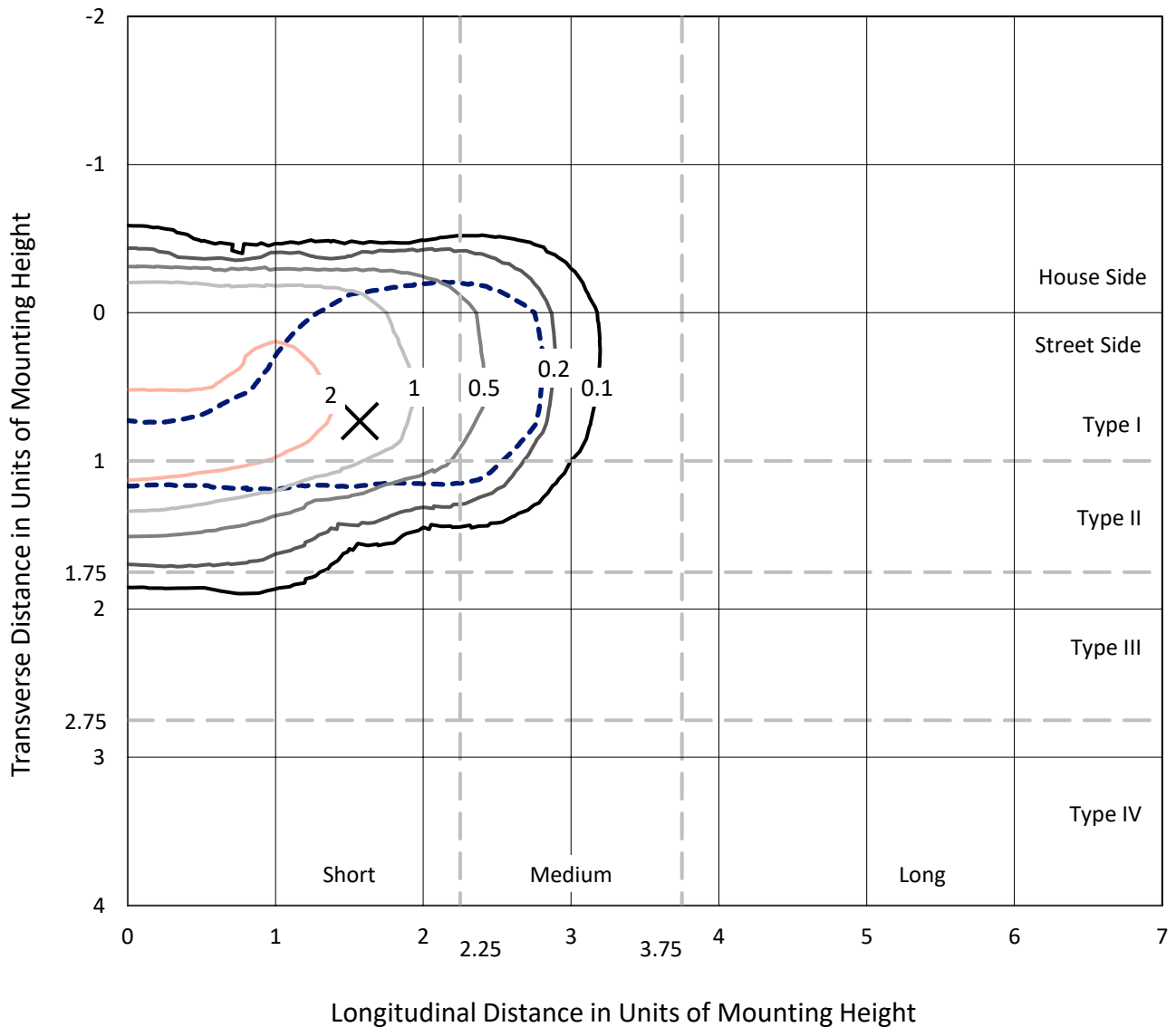
Input Watts (W): 131.7
Input Voltage (V): NR
Input Current (Ain): NR
Voltage Rise (V): NR
Power Factor: NR
Total Harmonic Distortion (THDi): NR
Frequency (hertz): 60
Stabilization Time: NR
Operation Time: NR
Ambient Temperature (°C): NR
Test Distance: 24 FT



REPORT NUMBER: P572943
 CATALOG NUMBER: ARCH-S-PA2-130-827-U-T2U-HSS

Iso-Footcandle Lines of Horizontal Illumination

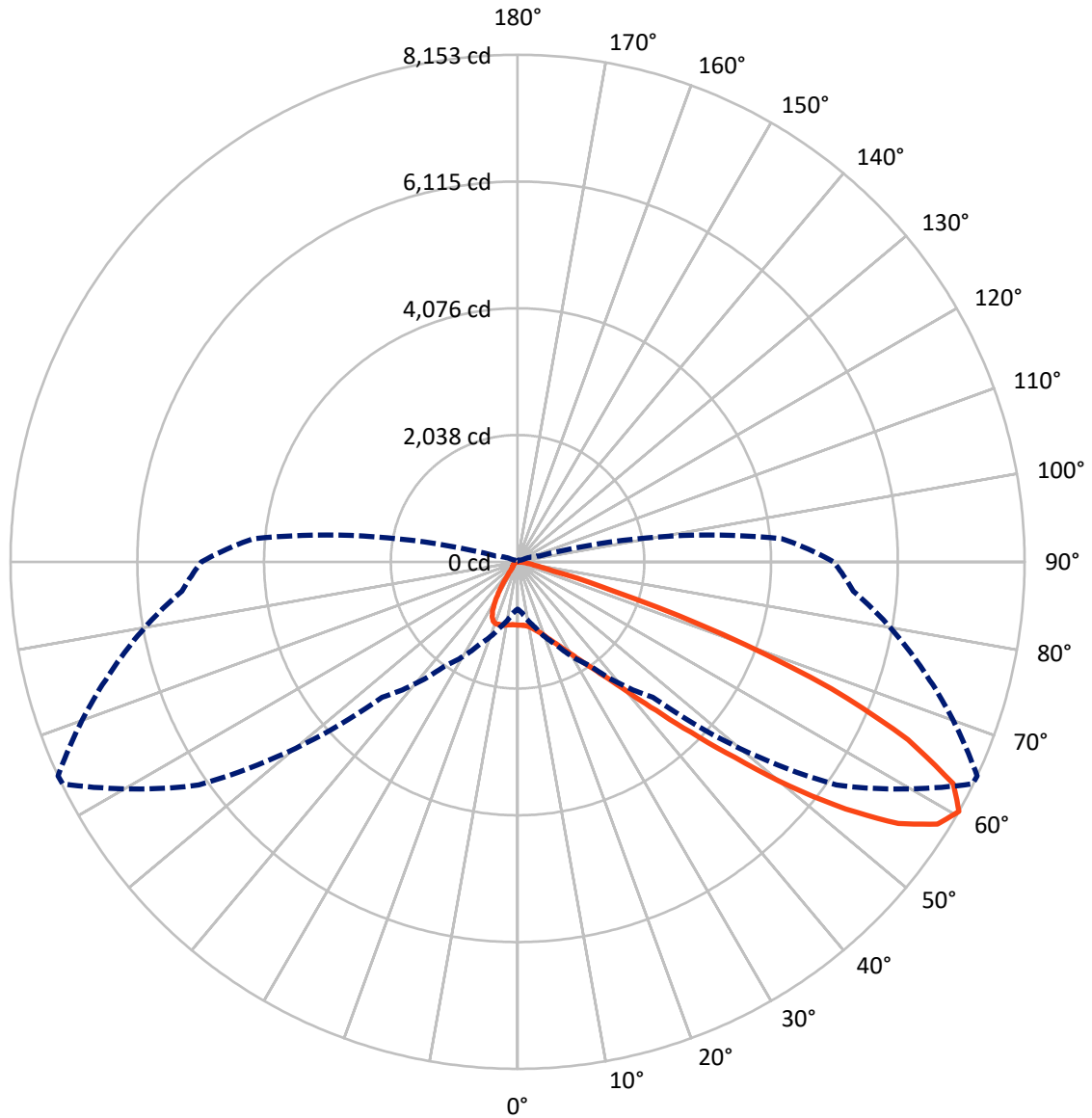
✕ Max cd
 - - - 1/2 Max cd



Based on 25 foot mounting height. Maximum calculated value = 3.5 fc
 Type II - Short - N/A

REPORT NUMBER: P572943
CATALOG NUMBER: ARCH-S-PA2-130-827-U-T2U-HSS

Luminous Intensity Polar Plot



— Vertical Plane Through 65-Deg Lateral - - - Horizontal Cone Through 60-Deg Vertical

REPORT NUMBER: P572943
 CATALOG NUMBER: ARCH-S-PA2-130-827-U-T2U-HSS

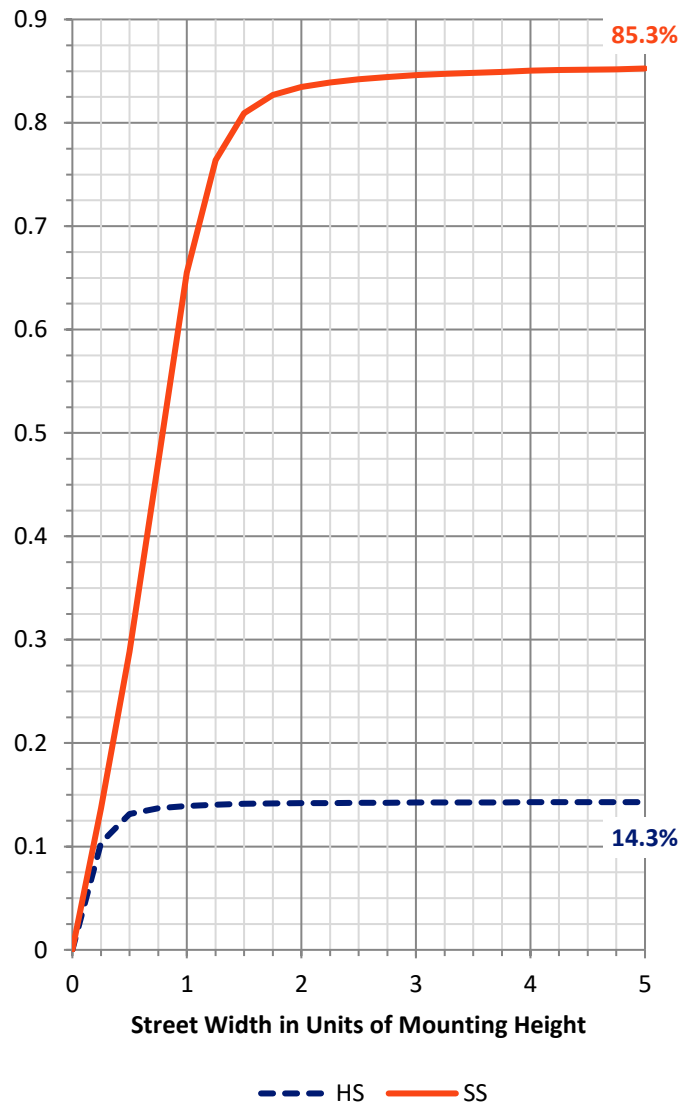
FLUX DISTRIBUTION:

		Downward	Upward	Total
House Side	Lumens	1185.3	0.0	1185.3
	% Fixture	14.5	0.0	14.5
Street Side	Lumens	7001.7	0.0	7001.7
	% Fixture	85.5	0.0	85.5
Total	Lumens	8187.0	0.0	8187.0
	% Fixture	100.0	0.0	100.0

ZONAL LUMENS:

Zone	Lumens	% Fixture
0°-10°	96.4	1.2
10°-20°	273.5	3.3
20°-30°	464.5	5.7
30°-40°	958.5	11.7
40°-50°	1927.7	23.5
50°-60°	2359.0	28.8
60°-70°	1668.8	20.4
70°-80°	402.2	4.9
80°-90°	36.3	0.4
90°-100°	0.0	0.0
100°-110°	0.0	0.0
110°-120°	0.0	0.0
120°-130°	0.0	0.0
130°-140°	0.0	0.0
140°-150°	0.0	0.0
150°-160°	0.0	0.0
160°-170°	0.0	0.0
170°-180°	0.0	0.0
0°-90°	8187.0	100.0
0°-180°	8187.0	100.0

Coefficient of Utilization

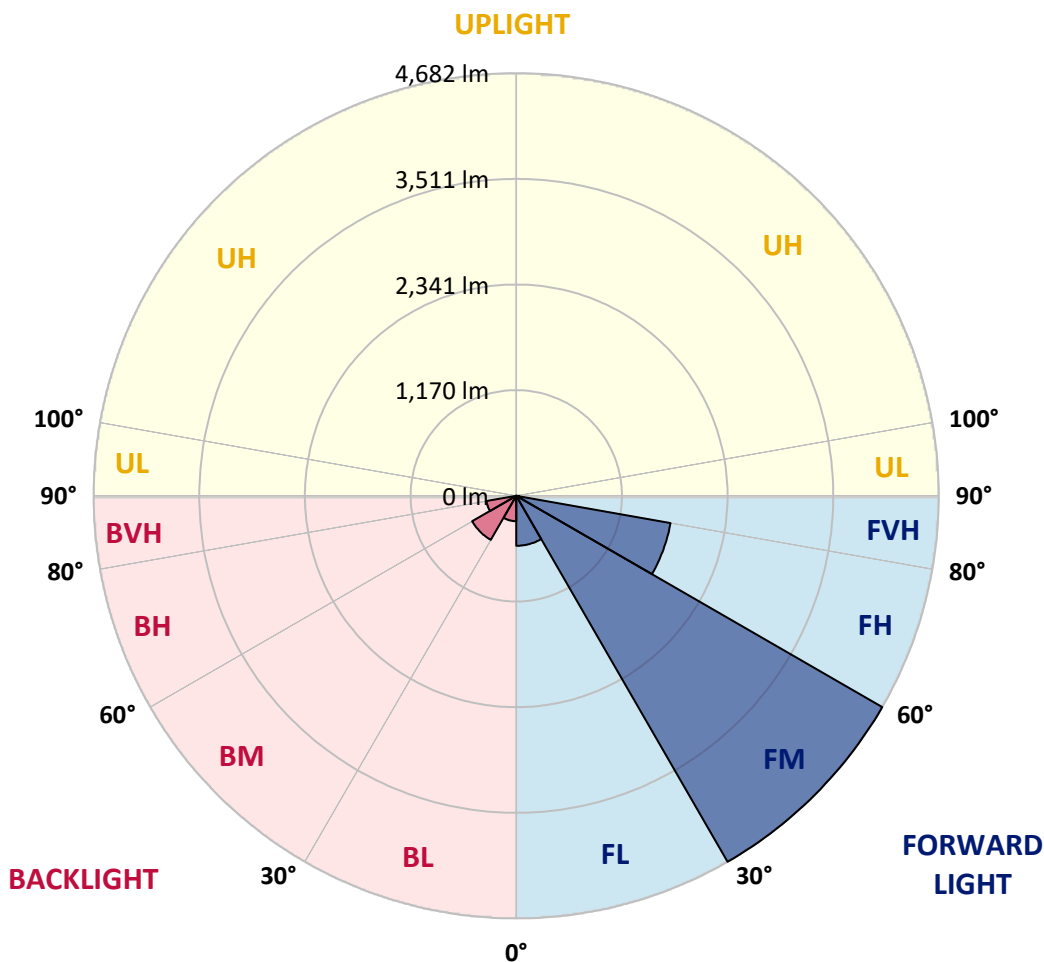


REPORT NUMBER: P572943
 CATALOG NUMBER: ARCH-S-PA2-130-827-U-T2U-HSS

LUMINAIRE CLASSIFICATION SYSTEM LUMEN TABLE AND BUG RATING:

Zone	Lumens	% Fixture	Zone Rating/Lumen Limit		
			B	U	G
FL (0°-30°)	553.4	6.8			
FM (30°-60°)	4681.7	57.2			
FH (60°-80°)	1735.0	21.2			G1/1800
FVH (80°-90°)	31.6	0.4			G1/100
BL (0°-30°)	281.0	3.4	B1/500		
BM (30°-60°)	563.6	6.9	B1/1000		
BH (60°-80°)	336.0	4.1	B1/500		G1/500
BVH (80°-90°)	4.7	0.1			G0/10
UL (90°-100°)	0.0	0.0		U0/0	
UH (100°-180°)	0.0	0.0		U0/0	

BUG Rating: B1-U0-G1
 Type II Short





REPORT NUMBER: P572943

CATALOG NUMBER: ARCH-S-PA2-130-827-U-T2U-HSS

CANDELA DISTRIBUTION (FULL):

	0°	5°	15°	25°	35°	45°	55°	64°	65°	75°	85°
0°	1019.9	1019.9	1019.9	1019.9	1019.9	1019.9	1019.9	1019.9	1019.9	1019.9	1019.9
2.5°	1023.1	1019.9	1019.9	1019.9	1023.1	1023.1	1026.4	1019.9	1019.9	1019.9	1019.9
5°	1016.7	1013.4	1013.4	1016.7	1019.9	1019.9	1026.4	1026.4	1026.4	1029.6	1029.6
7.5°	1029.6	1023.1	1023.1	1026.4	1029.6	1029.6	1036.0	1039.3	1039.3	1045.7	1048.9
10°	1045.7	1042.5	1042.5	1048.9	1055.4	1055.4	1065.1	1065.1	1065.1	1071.5	1074.8
12.5°	1068.3	1065.1	1065.1	1074.8	1084.4	1090.9	1097.4	1100.6	1103.8	1103.8	1103.8
15°	1100.6	1097.4	1097.4	1107.0	1119.9	1136.1	1145.8	1145.8	1152.2	1149.0	1136.1
17.5°	1145.8	1142.5	1145.8	1152.2	1168.4	1184.5	1203.9	1207.1	1203.9	1197.4	1178.0
20°	1220.0	1210.3	1216.8	1232.9	1232.9	1242.6	1268.4	1278.1	1281.3	1262.0	1226.5
22.5°	1297.5	1297.5	1303.9	1323.3	1310.4	1323.3	1345.9	1362.0	1368.5	1352.3	1294.2
25°	1442.7	1449.2	1439.5	1433.0	1400.7	1407.2	1436.2	1468.5	1468.5	1455.6	1371.7
27.5°	1762.2	1755.8	1688.0	1594.4	1510.5	1516.9	1546.0	1587.9	1591.2	1562.1	1449.2
30°	2220.5	2227.0	2094.7	1881.6	1697.7	1649.3	1681.5	1729.9	1736.4	1688.0	1549.2
32.5°	2937.0	2882.2	2636.9	2352.9	2007.5	1833.2	1846.1	1897.8	1917.1	1875.2	1707.4
35°	3863.3	3734.2	3366.3	3014.5	2514.2	2162.4	2062.4	2117.3	2126.9	2104.3	1904.2
37.5°	4415.2	4312.0	4073.1	3753.6	3166.2	2601.4	2346.4	2401.3	2391.6	2346.4	2101.1
40°	4757.4	4699.3	4570.2	4421.7	4047.3	3292.1	2814.4	2769.2	2772.4	2707.9	2420.6
42.5°	4951.0	4899.4	4851.0	4889.7	4780.0	4544.3	3492.2	3285.6	3266.2	3143.6	2791.8
45°	4960.7	4883.2	4941.3	5167.3	5341.5	5654.6	4376.5	3898.8	3908.5	3705.2	3253.3
47.5°	4589.5	4528.2	4696.0	5138.2	5715.9	6380.8	5406.1	4738.0	4692.8	4292.6	3721.3
50°	3856.9	3853.7	4076.4	4702.5	5715.9	6755.2	6509.9	5722.4	5674.0	4905.8	4147.4
52.5°	3053.2	3114.6	3266.2	3860.1	5189.8	6719.7	7323.2	6739.1	6603.5	5451.3	4502.4
55°	2375.5	2352.9	2536.8	2946.7	4115.1	6106.5	7587.9	7539.5	7426.5	5935.4	4815.5
57.5°	1458.8	1542.8	1791.3	2156.0	2995.1	4802.5	7207.0	8026.8	7959.1	6387.3	5141.4
60°	758.5	823.0	1090.9	1471.7	2046.2	3079.1	6254.9	8139.8	8152.7	6752.0	5419.0
62.5°	477.7	474.4	597.1	1032.8	1316.8	1729.9	4857.4	7739.6	7862.2	7032.8	5683.7
65°	358.3	361.5	409.9	684.2	894.0	903.7	2882.2	6693.9	6897.2	7107.0	5774.0
67.5°	332.4	335.7	358.3	448.6	671.3	603.5	1268.4	5160.8	5444.8	6422.8	5425.5
70°	296.9	300.2	335.7	371.2	506.7	442.2	571.3	3108.1	3501.9	4660.5	4341.0
72.5°	232.4	238.8	280.8	351.8	377.6	335.7	397.0	1374.9	1604.1	2562.6	2485.2
75°	171.1	174.3	213.0	271.1	332.4	238.8	306.6	545.5	597.1	961.8	819.8
77.5°	119.4	119.4	148.5	203.3	277.6	167.8	219.5	293.7	300.2	358.3	235.6
80°	74.2	77.5	93.6	138.8	171.1	161.4	135.6	196.9	196.9	187.2	96.8
82.5°	42.0	45.2	64.6	93.6	116.2	109.7	87.1	113.0	116.2	119.4	54.9
85°	19.4	22.6	38.7	58.1	67.8	51.6	51.6	58.1	58.1	77.5	32.3
87.5°	3.2	3.2	19.4	25.8	22.6	25.8	25.8	32.3	32.3	38.7	16.1
90°	0.0	0.0	0.0	0.0	0.0	0.0	0.0	0.0	0.0	0.0	0.0



REPORT NUMBER: P572943

CATALOG NUMBER: ARCH-S-PA2-130-827-U-T2U-HSS

CANDELA DISTRIBUTION (continued):

	90°	95°	105°	115°	125°	135°	145°	155°	165°	175°	180°
0°	1019.9	1019.9	1019.9	1019.9	1019.9	1019.9	1019.9	1019.9	1019.9	1019.9	1019.9
2.5°	1016.7	1016.7	1016.7	1013.4	1013.4	1010.2	1003.8	1003.8	1003.8	1003.8	1007.0
5°	1029.6	1026.4	1023.1	1013.4	1007.0	994.1	981.2	977.9	968.3	968.3	971.5
7.5°	1045.7	1045.7	1036.0	1019.9	1003.8	981.2	958.6	942.4	926.3	923.1	919.8
10°	1074.8	1068.3	1058.6	1029.6	1003.8	968.3	932.8	890.8	858.5	842.4	835.9
12.5°	1097.4	1094.1	1074.8	1042.5	1000.5	945.7	865.0	768.1	690.7	648.7	648.7
15°	1129.6	1123.2	1094.1	1048.9	990.8	861.7	697.1	548.7	464.8	419.6	413.1
17.5°	1161.9	1149.0	1113.5	1052.2	948.9	710.1	487.4	351.8	293.7	271.1	264.7
20°	1200.6	1178.0	1126.4	1055.4	845.6	516.4	316.3	235.6	213.0	203.3	206.6
22.5°	1252.3	1213.5	1139.3	1036.0	690.7	335.7	222.7	190.4	177.5	167.8	167.8
25°	1316.8	1262.0	1161.9	981.2	500.3	225.9	177.5	158.1	145.2	138.8	135.6
27.5°	1374.9	1307.1	1184.5	884.3	319.5	177.5	148.5	132.3	119.4	116.2	113.0
30°	1452.4	1358.8	1207.1	729.4	209.8	145.2	125.9	109.7	100.1	96.8	96.8
32.5°	1584.7	1458.8	1249.0	555.1	158.1	125.9	106.5	93.6	87.1	83.9	83.9
35°	1739.6	1581.5	1284.6	387.3	135.6	106.5	90.4	80.7	77.5	74.2	74.2
37.5°	1901.0	1726.7	1291.0	245.3	119.4	93.6	80.7	74.2	67.8	67.8	67.8
40°	2191.5	1981.7	1262.0	164.6	103.3	83.9	71.0	67.8	61.3	61.3	61.3
42.5°	2530.4	2291.5	1187.7	132.3	93.6	74.2	67.8	61.3	54.9	54.9	51.6
45°	2969.3	2643.3	1061.9	116.2	83.9	67.8	61.3	54.9	51.6	48.4	48.4
47.5°	3382.4	3043.5	942.4	103.3	77.5	64.6	54.9	48.4	45.2	45.2	45.2
50°	3776.2	3350.2	803.7	96.8	71.0	61.3	51.6	45.2	42.0	38.7	38.7
52.5°	4060.2	3592.2	674.6	87.1	64.6	54.9	48.4	42.0	35.5	32.3	32.3
55°	4376.5	3837.5	558.4	77.5	61.3	51.6	42.0	35.5	29.0	25.8	25.8
57.5°	4731.5	4076.4	451.9	71.0	58.1	45.2	35.5	29.0	22.6	19.4	19.4
60°	5083.3	4266.8	361.5	64.6	51.6	42.0	32.3	22.6	16.1	12.9	12.9
62.5°	5435.1	4395.9	277.6	58.1	48.4	35.5	25.8	16.1	9.7	6.5	6.5
65°	5580.4	4360.4	206.6	51.6	42.0	29.0	22.6	16.1	9.7	6.5	6.5
67.5°	5176.9	3921.4	145.2	51.6	38.7	29.0	19.4	12.9	6.5	3.2	3.2
70°	4040.9	3027.4	106.5	51.6	38.7	29.0	19.4	12.9	6.5	3.2	3.2
72.5°	2291.5	1684.8	80.7	45.2	35.5	25.8	19.4	12.9	6.5	3.2	3.2
75°	816.6	542.2	61.3	42.0	32.3	22.6	19.4	12.9	6.5	3.2	3.2
77.5°	196.9	138.8	48.4	35.5	29.0	22.6	16.1	12.9	9.7	3.2	3.2
80°	80.7	58.1	38.7	29.0	22.6	19.4	16.1	12.9	6.5	3.2	3.2
82.5°	35.5	29.0	16.1	16.1	12.9	12.9	12.9	12.9	6.5	3.2	3.2
85°	16.1	12.9	6.5	6.5	3.2	3.2	3.2	6.5	6.5	3.2	3.2
87.5°	9.7	6.5	6.5	6.5	3.2	3.2	3.2	0.0	0.0	0.0	0.0
90°	0.0	0.0	0.0	0.0	0.0	0.0	0.0	0.0	0.0	0.0	0.0

(END OF REPORT)